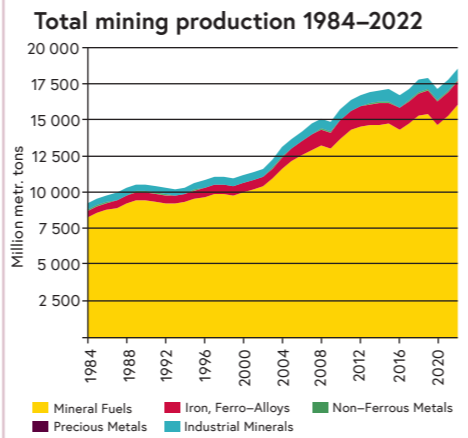
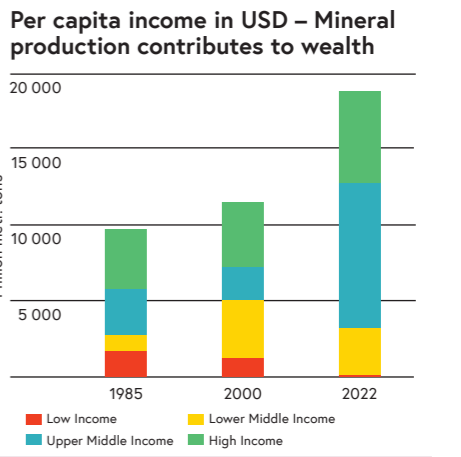
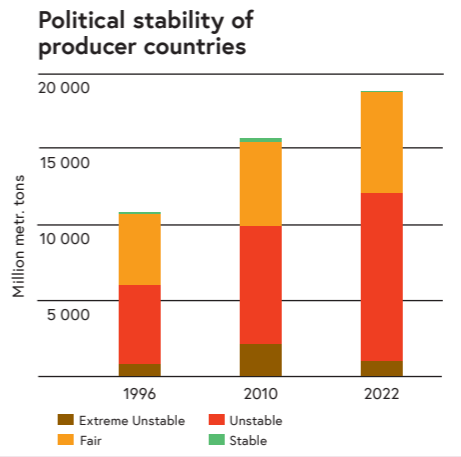
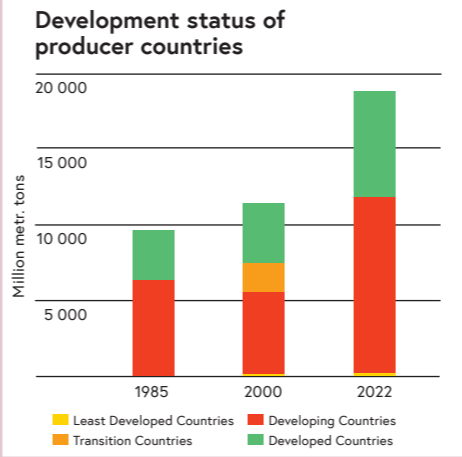
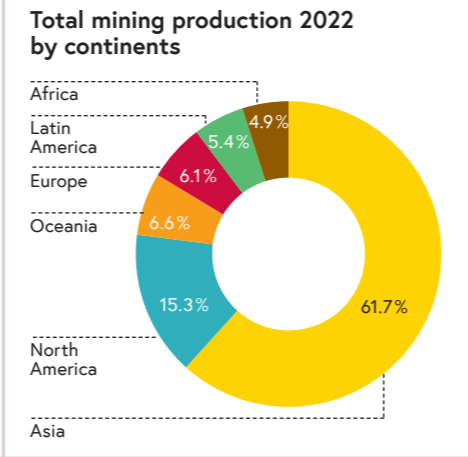
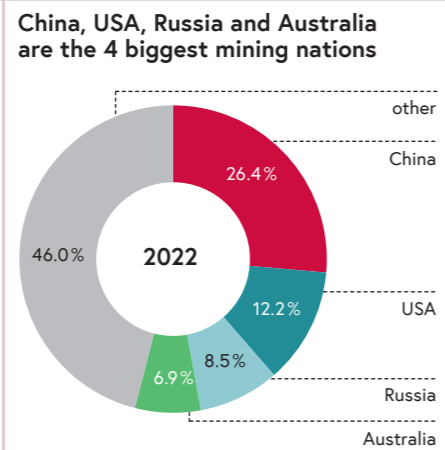
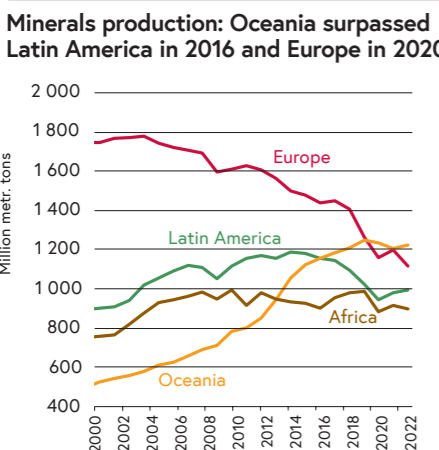
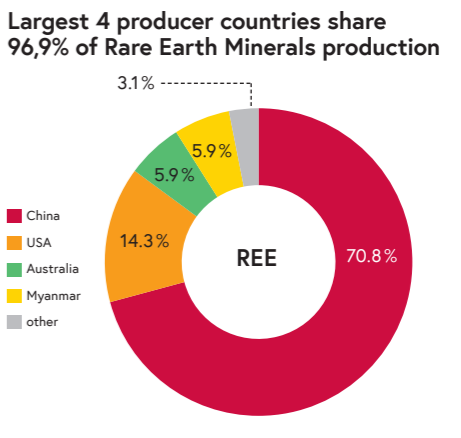
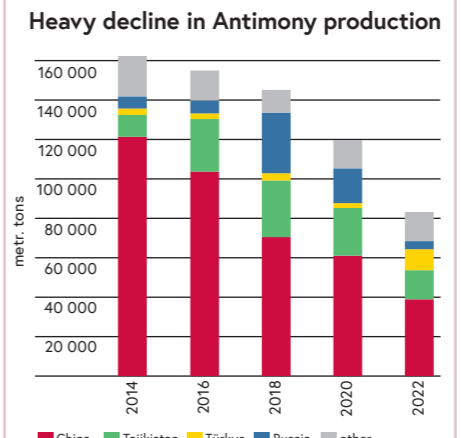


# Minerals – Backbone of the economy

Major developments in global mining production based on World Mining Data 2024



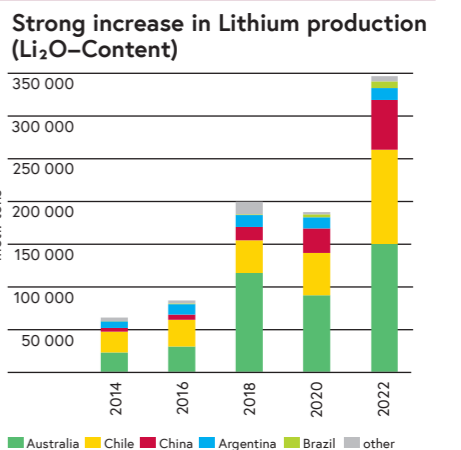
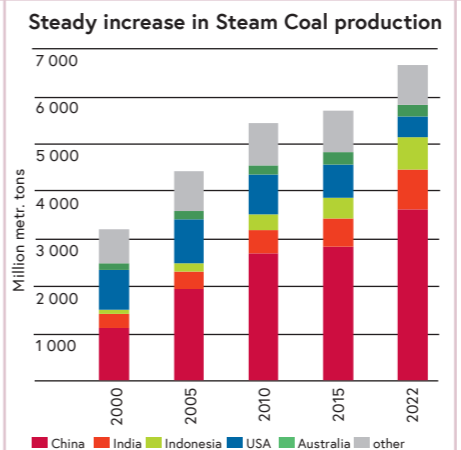
**Non-Ferrous Metals**  
Ratio of 4 base metals Al, Cu, Zn, Pb to all other Non-Ferrous Metals  
**99.0% to 1.0%**  
Growth rate of Non-Ferrous Metals production 2000/2022 (2018/2022)  
**119.3% (6.5%)**  
Growth rate of Aluminium production 2000/2022 (2018/2022)  
**179.8% (6.8%)**



**Iron and Ferro-Alloy Metals**  
Ratio of Iron Ore to all other Ferro-Alloy Metals  
**97.0% to 3.0%**  
Growth rate of Cobalt production 2000/2022 (2018/2022)  
**287.4% (4.9%)**  
Growth rate of Nickel production 2000/2022 (2018/2022)  
**188.0% (36.6%)**

**Big changes in production**

|          | Δ 2000/2022 | Δ 2018/2022 |
|----------|-------------|-------------|
| Lithium  | 1 169.4%    | 73.8%       |
| Gallium  | 1 084.6%    | 90.7%       |
| Cobalt   | 287.4%      | 4.9%        |
| Antimony | -28.2%      | -42.7%      |
| Mercury  | -29.1%      | -64.6%      |
| Asbestos | -38.8%      | 1.7%        |



- China is world's largest producer of 28 different commodities:**
- 4 Iron and Ferro-Alloy Metals: Mo, Ti, W, V
  - 14 Non-Ferrous Metals: Al, Sb, Bi, Cd, Ga, Ge, In, Pb, Hg, REE, Se, Te, Sn, Zn
  - 1 Precious Metal: Au
  - 7 Industrial Minerals: Fluorspar, Graphite, Gypsum, Magnesite, Phosphate Rock, Salt, Sulfur
  - 2 Mineral Fuels: Steam Coal, Coking Coal

